


Aggregate and Summary Institution-Level Pass-Rate Data: Regular Teacher Preparation Program



HEA - Title II 2007-2008 Academic Year

Institution Name	JOHNS HOPKINS UNIV GRAD SCHOOL
Institution Code	5332
State	Maryland
Number of Program Completers Submitted	175
Number of Program Completers Found, Matched, and Used in Passing Rate Calculations	174

March 16, 2009

Type of Assessment ²	Number Taking Assessment ³	Number Passing Assessment ⁴	Institutional Pass Rate	Statewide		
				Number Taking Assessment	Number Passing Assessment	Statewide Pass Rate
Aggregate - Basic Skills	148	147	99%	1979	1950	99%
Aggregate - Professional Knowledge	100	100	100%	1548	1525	99%
Aggregate - Academic Content Areas (Math, English, Biology, etc.)	101	101	100%	1788	1769	99%
Aggregate - Other Content Areas (Career/Technical Education, Health Educations, etc.)				38	35	92%
Aggregate - Teaching Special Populations (Special Education, ELS, etc.)	64	64	100%	352	346	98%
Aggregate - Performance Assessments						
Summary Totals and Pass Rates⁵	174	173	99%	2112	2052	97%

¹ The number of program completers found, matched and used in the passing rate calculation will not equal the sum of the column labeled "Number Taking Assessment" since a completer can take more than one assessment.

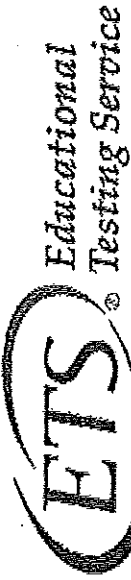
² Institutions and/or States did not require the assessments within an aggregate where data cells are blank.

³ Number of completers who took one or more tests in a category and within their area of specialization.

⁴ Number who passed all tests they took in a category and within their area of specialization.

⁵ Summary Totals and Pass Rate: Number of completers who successfully completed one or more tests across all categories used by the state for licensure and the total passrate.

Single-Assessment Institution Level Pass-Rate Data: Regular Teacher Preparation Program


	HEA - Title II 2007-2008 Academic Year	
	Institution Name	JOHNS HOPKINS UNIV GRAD SCHOOL
	Institution Code	5332
	State	Maryland
Number of Program Completers Submitted		175
Number of Program Completers found, matched and used in passing rate calculations		174

March 16, 2009

Type of Assessment	Assessment Code Number	Number Taking Assessment	Number Passing Assessment	Institutional Pass Rate	Statewide		
					Number Taking Assessment	Number Passing Assessment	Statewide Pass Rate
Professional Knowledge							
ELEM ED CONTENT AREA EXERCISES	012	43	43	100%	849	838	99%
ENG LANG LIT COMP PEDAGOGY	043	15	15	100%	102	101	99%
MATHEMATICS PEDAGOGY	065	12	12	100%	86	84	98%
SOCIAL STUDIES: PEDAGOGY	084	16	16	100%	162	160	99%
PHYSICAL ED VIDEO EVALUATION	093				110	105	95%
LIFE SCIENCE: PEDAGOGY	234	8			67	67	100%
PHYSICAL SCIENCE PEDAGOGY	483	6			25	25	100%
PRINCIPLES LEARNING & TEACHING ERLY CHLD	521				137	135	99%
PRINCIPLES LEARNING & TEACHING 7-12	524				10	10	100%
Academic Content Areas							
ELEMENTARY ED CONTENT KNOWLEDGE	014	41	41	100%	811	807	100%
EARLY CHILDHOOD EDUCATION	020				84	84	100%
EARLY CHILDHOOD: CONTENT KNOWLEDGE	022				165	164	99%
ENG LANG LIT COMP CONTENT KNOWLEDGE	041	14	14	100%	103	101	98%
MATHEMATICS: CONTENT KNOWLEDGE	061	11	11	100%	84	84	100%
CHEM PHYSICS AND GENERAL SCIENCE	070				1		
SOCIAL STUDIES: CONTENT KNOWLEDGE	081	16	16	100%	164	160	98%
PHYSICAL ED: CONTENT KNOWLEDGE	091				110	104	95%
BUSINESS EDUCATION	100				10	10	100%
MUSIC ANALYSIS	112				40	40	100%

¹ The number of program completers found, matched and used in the passing rate calculation will not equal the sum of the column labeled "Number Taking Assessment" since a completer can take more than one assessment.

Single-Assessment Institution Level Pass-Rate Data: Regular Teacher Preparation Program


	HEA - Title II 2007-2008 Academic Year	
	Institution Name	JOHNS HOPKINS UNIV GRAD SCHOOL
	Institution Code	5332
	State	Maryland
	Number of Program Completers Submitted	175
Number of Program Completers Found, matched, and used in passing rate calculations	174	

March 16, 2009

Type of Assessment	Assessment Code Number	Number Taking Assessment	Number Passing Assessment	Institutional Pass Rate	Statewide	
					Number Taking Assessment	Number Passing Assessment
MUSIC CONTENT KNOWLEDGE	113				40	40
ART CONTENT TRAD CRITIC AESTHETICS	132				91	90
ART CONTENT KNOWLEDGE	133				91	90
FRENCH PRODUCTIVE LANGUAGE SKILLS	171	1			9	
FRENCH CONTENT KNOWLEDGE	173	1			9	
GERMAN CONTENT KNOWLEDGE	181				2	
GERMAN PRODUCTIVE LANGUAGE SKILLS	182				2	
SPANISH CONTENT KNOWLEDGE	191	4			23	22
SPANISH PRODUCTIVE LANGUAGE SKILLS	192	4			23	22
BIOLOGY CONTENT KNOWLEDGE PART 1	231	2			5	
BIOLOGY CONTENT KNOWLEDGE PART 2	232	2			5	
BIOLOGY CONTENT KNOWLEDGE	235	7			63	63
CHEMISTRY CONTENT KNOWLEDGE	245	2			9	
PHYSICS CONTENT KNOWLEDGE	265	1			7	
EARTH SCIENCE CONTENT KNOWLEDGE	571	2			7	
Other Content Areas						
HEALTH EDUCATION	550				38	35
Teaching Special Populations						
SE KNOWLEDGE-BASED CORE PRINCIPLES	351	51	51	100%	210	206
SE APPLIC OF CORE PRINCIPLES ACROSS	352	59	59	100%	305	299
EDUC. EXCEPTIONAL STUDENTS: CK	353	8	8		95	93

¹The number of program completers found, matched and used in the passing rate calculation will not equal the sum of the column labeled "Number Taking Assessment" since a completer can take more than one assessment

Single-Assessment Institution Level Pass-Rate Data: Regular Teacher Preparation Program

		HEA - Title II 2007-2008 Academic Year			
Institution Name	JOHNS HOPKINS UNIV GRAD SCHOOL				
Institution Code	5332				
State	Maryland				
Number of Program Completers Submitted	175				
Number of Program Completers Found, Matched and used in passing rate calculations	174				
Type of Assessment ENGL TO SPEAKERS OF OTHER LANGUAGES	Assessment Code Number	Number Taking Assessment	Number Passing Assessment	Institutional Pass Rate	Statewide
	360	5			Number Taking Assessment: 47 Number Passing Assessment: 47 Pass Rate: 100%

March 16, 2009

¹ The number of program completers found, matched and used in the passing rate calculation will not equal the sum of the column labeled "Number Taking Assessment" since a completer can take more than one assessment.